


Phone : 0135-2695221 (FAX)
0135-2695109

DOIWALA SUGAR COMPANY LTD.

(A Undertaking of Uttarakhand Govt.)



Regd. Office.
Doiwala , Distt.- Dehradun (U.K.)

FINAL MANUFACTURING REPORT

R.T. 8 (C)

Season 2013-14

DOIWALA SUGAR CO. LTD., DOIWALA (DEHRADUN)

DSCL/288


DATED: 10.05.2014
12

The Managing Director
Uttarakand Cooperative Sugar Factories Federation Ltd.
S-8, Tyonar Villa, C- Block, Ganesh Vihar, Ajabpur Khurd, Dehradun, INDIA

Dear Sir,

We are submitting herewith our Final Manufacturing Report R.T. 8 (C) for the season 2013-14 for your kind information and necessary record please.

Yours faithfully,


(MANMOHAN SINGH)
P.C.S
EXECUTIVE DIRECTOR

Copy of the above is forwarded to the following for information and necessary action

- 1- Chief Secretary Uttarakhand Govt. Dehradun.
- 2- Principal Secretary, Cane Development & Sugar Industries, Uttarakhand Secretariat, Dehradun.
- 3- Chairman, U.P. State Sugar Corporation Ltd. Lucknow.
- 4- Managing Director, U.P. State Sugar Corporation Ltd. Lucknow.
- 5- Additional Secretary, Village & Sugar Industry, Uttarakhand Govt. Dehradun.
- 6- Cane Commissioner, Uttarakhand. Government, Udham Singh Nagar.
- 7- Additional Secretary, Sugar & Cane Development, Dehradun.
- 8- Joint Commissioner, Cane & Sugar, Kashipur, Udham Singh Nagar.
- 9- Chief Director (Sugar) Directorate of Sugar Krishi Bhawan, New Delhi.
- 10- Director National Sugar Institute, Kanpur.
- 11- Director, General Indian Sugar Mills Asso., Ansal Plaza, C-Block, II Floor, August Kranti Marg, New Delhi.
- 12- Secretary, U.P. Sugar Mills Association, Ansal Plaza, C-Block, II Floor, August Kranti Marg, New Delhi.
- 13- Sugar Cane Inspector & Assistant Sugar Commissioner (Uttarakhand) Haldwani/Bareilly.
- 14- Excise Commissioner & Controller of Molasses, Uttarakhand, Dehradun.
- 15- Superintendent Central Excise, Dehradun.
- 16- Assistant Commissioner Central Excise, Central Zone, Dehradun.
- 17- Inspector Central Excise, Dehradun.
- 18- District Excise Office, Dehradun.
- 19- Inspector State, Excise, Dehradun.
- 20- Member Secretary U.K. Pollution Control Board, Dehradun.
- 21- Regional Officer Pollution Control Board, Dehradun.
- 22- General Manager/Executive Director, Nadhai, Sitarganj, Gadarpur, Bazpur, Kichha.
- 23- Maha Prabandhak, Uttarakhand Sugar, S-8 Tyonar Villa, C-Block, Ganesh Bihar, Ajabpur Khurd, D.dun.
- 24- Joint Director, Environment & Forest Ministry, Kendriya Bhawan, 5th Floor, Sector 'H', Aliganj, Lucknow.
- 25- Director, MOEF, CGO Complex, Lodhi Raod, New Delhi.
- 26- General Manager, Laksar, Iqbalpur, Uttam, Kashipur Sugar Mill.
- 27- All Departmental Heads, Doiwala Sugar Company Ltd., Doiwala (Dehradun).


(MANMOHAN SINGH)
P.C.S
EXECUTIVE DIRECTOR

FORM - R.T. 8 (C)

Central Excise Series No. 76

(FOR CENTRAL SUGAR FACTORIES)

FINAL MANUFACTURING REPORT FOR THE SEASON 2013-14

RULE- 83

Name & Address of Factory

Doiwala Sugar Company Ltd., Doiwala D.dun.

Registered No. of Factory

Clarification Process used


Double Sulphitation

S.N.	Particulars	This Year 2013-14	Last Year 2012-13
1-	TIME ACCOUNT		
	Date of Start	01.12.2013 at 4 P.M	30.11.2012 at 4.00 P.M
	Date of Finish	13.04.2014 at 11 P.M	05.04.2013 at 10.00 A.M
	Duration of Season (Days)	134	126
	Total Days actual crushing	125	117
	Total hours actual crushing	2755.00	2577.50
	Total hours lost	444.00	440.10
	i) Cane Shortage	145.00	171.55
	ii) Mechanical	103.15	33.30
	iii) General Cleaning	64.00	99.45
	iv) Process	--	--
	v) Bad Wather	118.00	100.35
	vi) Misc.	13.45	34.25
2-	CANE CRUSHED		
	i) Own Estate Cane (Qtls)	NIL	NIL
	ii) Gate Cane	1147849.79	1131178.49
	iii) Out Station Cane	1728806.35	1481051.50
	iv) Rail Cane	NIL	NIL
	v) Total	2876656.14	2612229.99
3-	JUICE & ADDED WATER:		
	Total net mixed juice obtained (Qtls)	2862744.00	2671276.00
	Average gross mixed juice% cane	99.86	102.59
	Correction% mixed juice	0.34	0.32
	Avg. net mixed juice % cane	99.52	102.26
	Avg. added water percent cane	33.42	35.71
4-	SUGAR:		
	Quantity of Sugar (Qtls)	* 254610	**223555.00
	Sugar in process if any (Qtls)	(+) 390.00	(+) 599.00
	Total Sugar made (Qtls)	255000.00	224154.00
	Sugar recovered from previous season's process (Qtls)	(-) 311.00	(-) 150.00
	Sugar recovered from previous season's Brown Sugar (Qtls)	(-) 1909.00	(-) 1986.00
	Sugar recovered from privious season's BISS or Sugar from other sources (Qtls)	(-) 4065.00	(-) 1936.00
	Total net Sugar made (Qtls)	248715.00	220082.00

* This included 2620 Qtls of Brown Sugar of above 90° Pol

** This included 2705 Qtls of Brown Sugar of above 90° Pol

Contd....2..



S.N.	Particulars	This Year 2013-14	Last Year 2012-13
5-	MOLASSES:		
	Total Molasses sent out (Qtls)	132000.00	125000.00
	Molasses in process if any (Qtls)	(+) 236.00	(+) 264.00
	Total Molasses produced (Qtls)	132236.00	125264.00
	Mol. recovered from Previous season's process (Qtls)	(-) 597.00	(-) 347.00
	Molasses recovered from previous season's Brown Sugar or from Remelting (Qtls)	(-) 955.00	(-) 948.00
	Molasses recovered from Remelted sugar or other sources (BISS) (Qtls)	(-) 257.00	(-) 108.00
	Total net molasses produced (Qtls)	130427.00	123861.00
6-	RECOVERY:		
	Average recovery of sugar Percent cane	8.65	8.43
7-	AVERAGE PRODUCTION		
	Final molasses percent cane	4.53	4.74
	Bagasse percent cane	33.56	33.12
	Filter cake % cane	4.00	4.01
8-	STORE USED:		
	Coal percent cane	-	-
	i) Trial	-	-
	ii) Season	-	-
	Firewood % cane	-	-
	i) Trial	0.0046	0.06
	ii) Season	-	-
	Other Fuel % cane	-	-
	i) Trial (Loose Bagasse)	0.23	0.21
	ii) Season	-	-
	For Previous of Season coal	-	-
	Firewood	-	-
	Other Fuel	-	-
	Lime % Cane	* 0.208	0.208
	Lime Stone (b) % Cane	-	-
	Coke % Cane	-	-
	Sulphur % Cane	0.0633	0.06
	Lubricant (Oil & Grease) % Cane	0.63	0.63
	Filter Cloth Sq.	-	-
	Filter Bags No. % Cane	-	-
	Gunny Bags for sugar No. per	-	-
	100 Qtls, Cane	8.93	8.56
	Washing soda Kg. per 100 Qtls Cane	0.038	0.038
	Caustic soda Kg. per 100 Qtls Cane	0.47	0.48
	Hcl	-	-
	Per 100 Qtls. Cane)- mention variety	-	-
	Single, double or triple Hyd. Kg.	-	-
	Per 100 Qtls. Cane	-	-
	E.C. Kg. -do-	-	-
	Blu Kg. -do-	-	-

* This includes Lime used in injection channel and E.T.P.

Contt...3....

S.N.	Particulars	This Year 2013-14	Last Year 2012-13
9-	ANALYSIS:		
	Cane Sugar %	10.74	10.62
	Fibre %	15.46	15.15
	Primary Juice Sugar %	13.31	13.11
	Brix %	17.15	16.99
	Purity	77.61	77.16
	Mixed Sugar %	10.03	9.63
	Brix %	13.22	12.81
	Purity	75.87	75.18
	Last Mill Juice Sugar %	1.56	1.46
	Brix %	2.31	2.16
	Purity	67.56	67.59
	Clarified Juice Sugar %	9.94	9.56
	Brix %	12.98	12.60
	Purity	76.58	75.87
	Filter Press Juice Sugar %	-	-
	Brix %	-	-
	Purity	-	-
	Unsulphured Syrup Sugar %	37.42	35.00
	Brix %	48.99	46.03
	Purity	76.38	76.03
	Sulphured Syrup Sugar %		-
	Brix %		-
	Purity		-
	MASSECUITE A Brix %	94.46	95.27
	Purity	83.60	83.16
	MASSECUITE B Brix %	96.57	96.41
	Purity	67.42	67.59
	MASSECUITE C Brix %	100.37	101.60
	Purity	48.89	49.21
	MASSECUITE D Brix %		-
	Purity		-
	MOLASSES		-
	A- HEAVY Brix %	86.70	85.72
	Purity	66.21	66.82
	A- LIGHT Brix %	74.33	75.90
	Purity	92.02	91.60
	B- HEAVY Brix %	85.10	87.90
	Purity	43.48	44.12
	B- LIGHT Brix %		-
	Purity		-
	C- LIGHT Brix %	78.09	79.80
	Purity	56.68	59.50
	D- LIGHT Brix %		-
	Purity		-

Contd..4..

S.N.	Particulars	This Year 2013-14	Last Year 2012-13
	SUGAR (Average):		
	Sugar (Average Sugar %(d) white	99.80	99.98
	Moisture	0.02	0.02
	Final Molasses Sugar %	25.33	25.67
	Brix %	91.18	89.64
	Purity	27.78	28.64
	Bagasse Sugar %	2.28	2.30
	Water %	50.57	50.40
	Fibre %	46.06	46.20
	Filter Cake Sugar %	2.34	2.20
	Lime Kiln Gas CO ² %	-	-
	Boiler Feed Water pH	9.10	8.80
10-	MILL EXTRACTION, BOILING HOUSE EXTRACTION & OVERALL EXTRACTION		
	Mill Extraction	92.92	92.84
	Reduced Mill Extraction	95.08	94.98
	Boiling House Extraction	86.47	85.50
	Reduced Boiling House Extraction	92.49	92.24
	Overall Extraction	80.35	79.37
	Reduced Overall Extraction	87.94	87.61
11-	SUGAR BALANCE		
	Sugar in cane	10.74	10.62
	Sugar in mixed juice	9.98	9.86
	Sugar in Bagasse	0.76	0.76
	Sugar in final molasses	1.15	1.22
	Sugar in Filter cake	0.09	0.09
	Sugar in Sugars	8.63	8.42
	Sugar in undetermined	0.11	0.13
	Total losses (in bagasse, filter cake, molasses and undetermined)	2.11	2.20
12-	AREA AND YIELD OF CANE IN FACTORY FARM		
	Total area of farm	Hectare	NIL
	Area under Cane	Hectare	NIL
	Average yield per hectare		
	Average Variety	a) Plant	NIL
		b) Adsal	NIL
		c) Ratoon	NIL

I hereby declare that the figures given in this return are complete and true to the best of my knowledge and belief.


(J.P. SINGH)
LAB INCHARGE


(S.S. NEGI)
I/C CHIEF CHEMIST


(MANMOHAN SINGH)
P.C.S
EXECUTIVE DIRECTOR

NOTE:

- a. Outstation cane means the cane weighed and purchased at centre other than at the factory gate.
- b. In case 3 massecuite system brix and purities of C Heavy and D Light molasses not to be given.
- c. for carbonation factories only.
- d. Sugar Means= direct Pol.
- e. Bagasse percent cane =100 plus added water percent cane-mixed juice (gross) percent cane.
- f. Gross season means the total number of days from the days of close both days inclusive.
- g. Duration of season. This is calculated by dividing the total hours of actual crushing by 22.

Returns in this form must be prepared for the entire working season of the factory and must be submitted so as to not later than 30 days after the date of which working season closes to the following authorities:

- 1- Central Excise Authorities Concerned.
- 2- Directorate of Sugar.
- 3- National Institute, Kanpur.